

CHANGE

IMPACT


GRADUAL
LONG-TERM



warming




seasonality



range shifts



phenology



species interactions


EXTREME EVENTS



extreme rainfall



fire



fitness



pathogens



foodsource



fertility



temperature extremes



drought



concomitant and/or sequential extreme events



decline /extinction

INTERVENTION



management



public participation



reduction of stressors



persistence



ecosystem services